

# LLC7I20/00

## Installation instructions

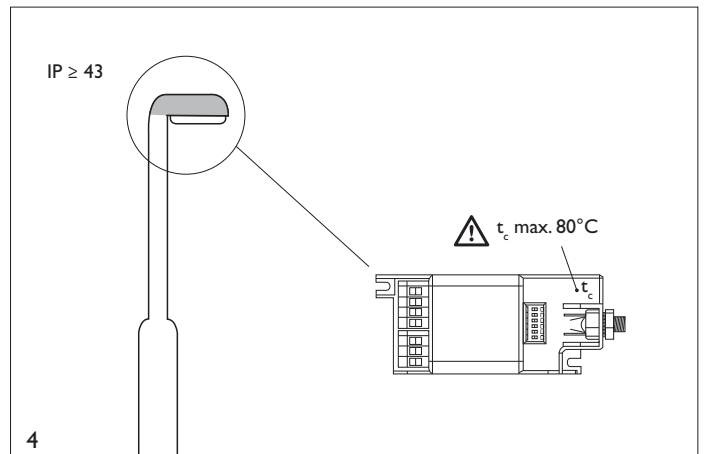
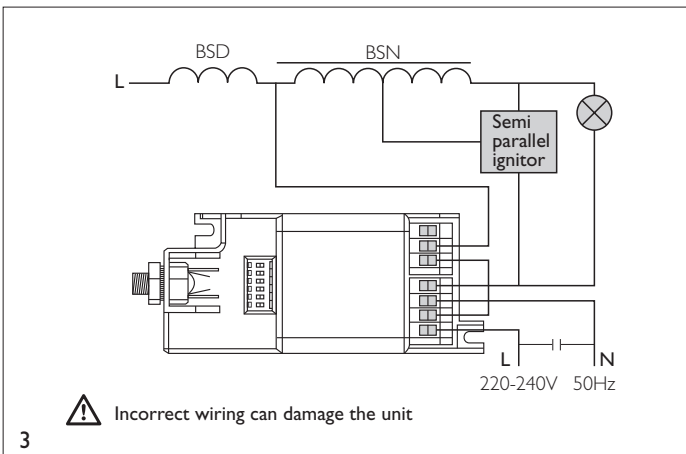
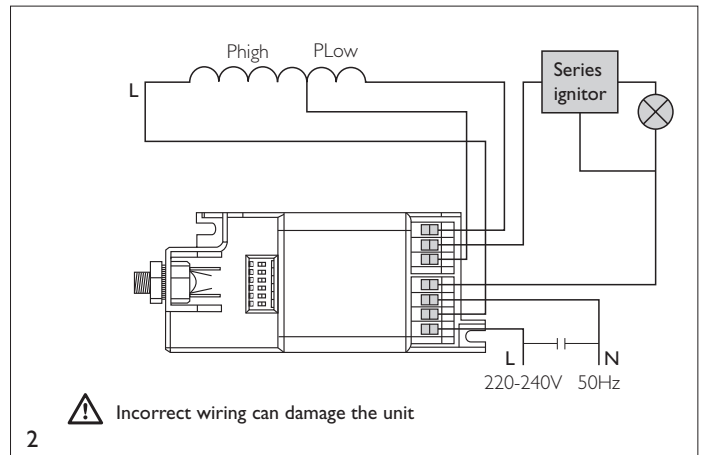
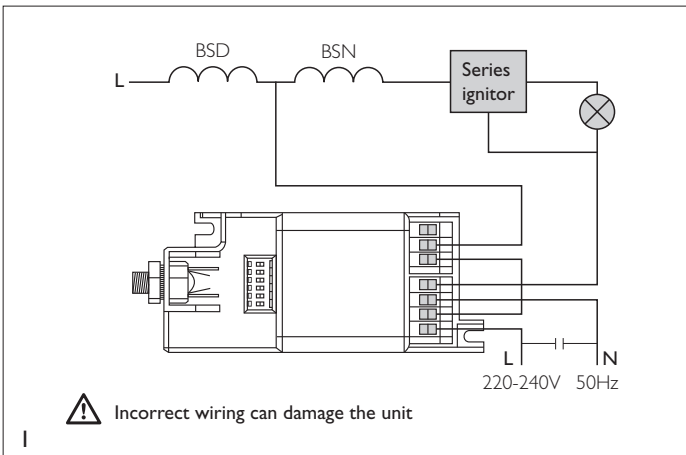
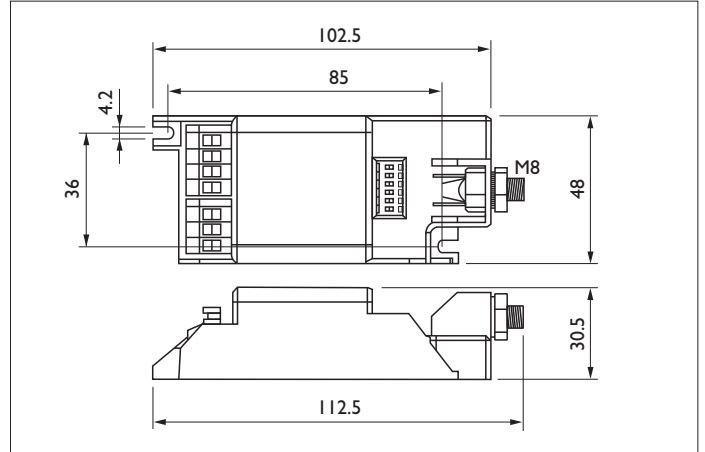
Instructions de montage

Montageanleitung

Montage instructie

Istruzioni di montaggio

Instrucciones de montaje

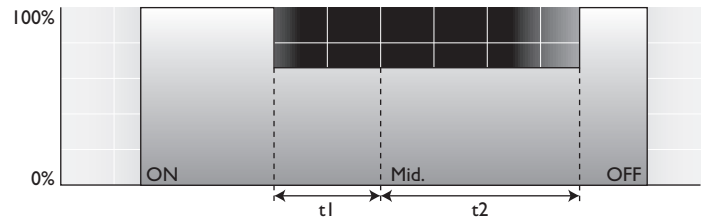


# PHILIPS

Switch number	1	2	3	t1
Position	off	off	off	3:30
	off	off	on	3:00
	off	on	off	2:30
	off	on	on	2:00
	on	off	off	1:30
	on	off	on	1:00
	on	on	off	0:30
	on	on	on	0:00

Switch number	4	5	t2
Position	off	off	5:30
	on	off	5:00
	off	on	4:30
	on	on	4:00

Switch number	6	1 min. / 5 sec.
Position	off	(Normal use)
	on	every minute dimming for 5 seconds



max 75° C  
min -30° C

**RH**  
10 - 90%

kg  
0,08 kg

U<sub>n</sub>: 220V - 240V ±10%

F<sub>n</sub>: 50 Hz



- (UK) Safety and High Voltage Warning**  
Ensure that the AC power mains are turned OFF before handling the mains wiring, or connecting any power mains cabling to the Chronosense device.
- (FR) Sécurité et Avertissement Haute Tension**  
Assurez vous que l'interrupteur Marche Arrêt est dans la position Arrêt avant de manipuler les câbles d'alimentation, ou de brancher le Chronosense au secteur.
- (NL) Veiligheidswaarschuwing**  
Schakel de netspanning uit voordat u begint met de installatie van de Chronosense unit.  
Schakel de voeding pas opnieuw aan als de installatie voltooid is.
- (D) Sicherheitshinweis: Vorsicht Netzspannung!**  
Stellen Sie sicher, daß die Netzspannung ausgeschaltet wurde (Schalterstellung OFF), ehe an der Spannungsversorgung hantiert oder irgendeine Netzverbindung mit dem Chronosense Gerät hergestellt wird.
- (IT) Avvertenza sulla Sicurezza e sull'Alta Tensione**  
Assicurarsi che l'alimentazione elettrica sia assente prima di maneggiare i cavi di alimentazione o connettere qualsiasi altro cavo al Chronosense.
- (ES) Alerta de Seguridad y Alto Voltaje**  
Asegúrese que la red eléctrica de corriente alterna AC este desconectada antes de manipular los cables de alimentación o conectar cualquier cableado al dispositivo Chronosense.

3222 636 46071  
12/2009  
Printed in EU  
Data subject to change

<http://www.philips.com/lightingcontrols>

