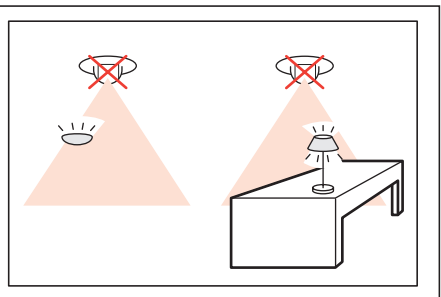
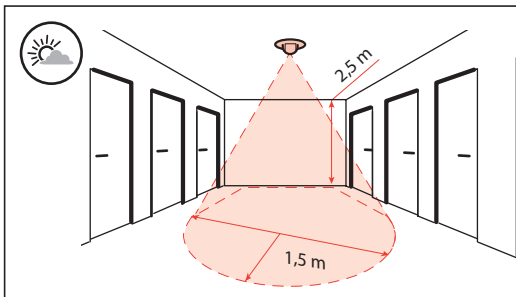
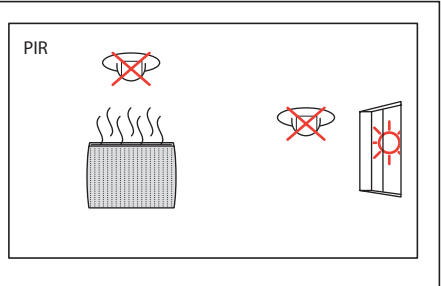
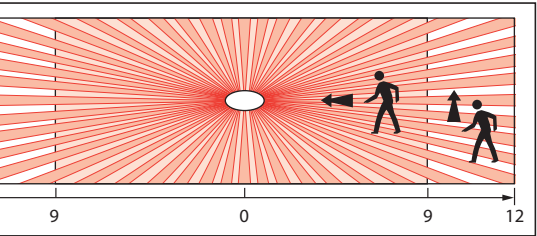
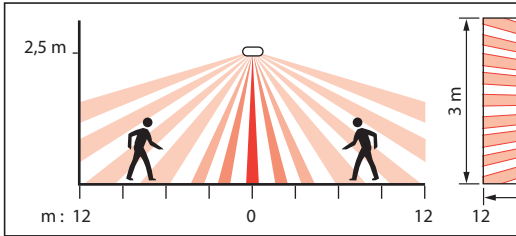
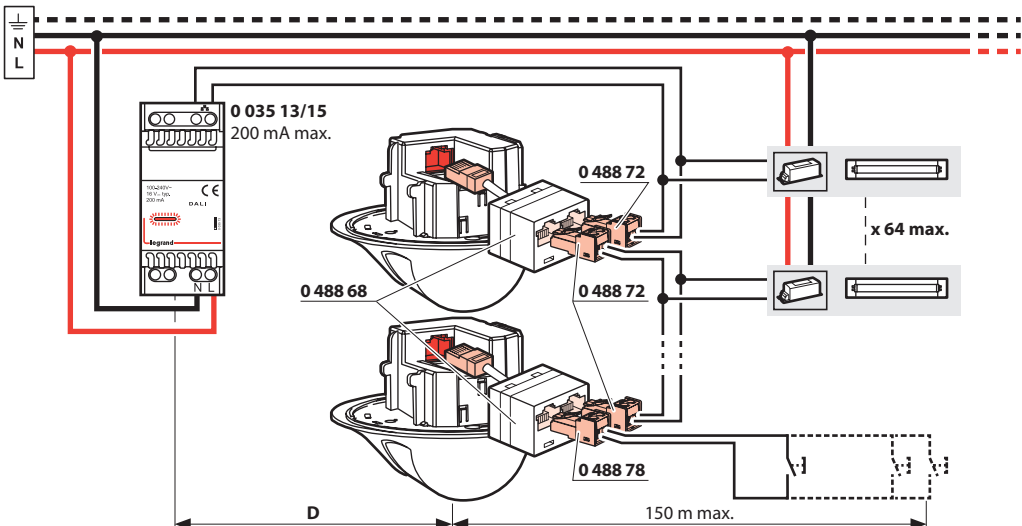
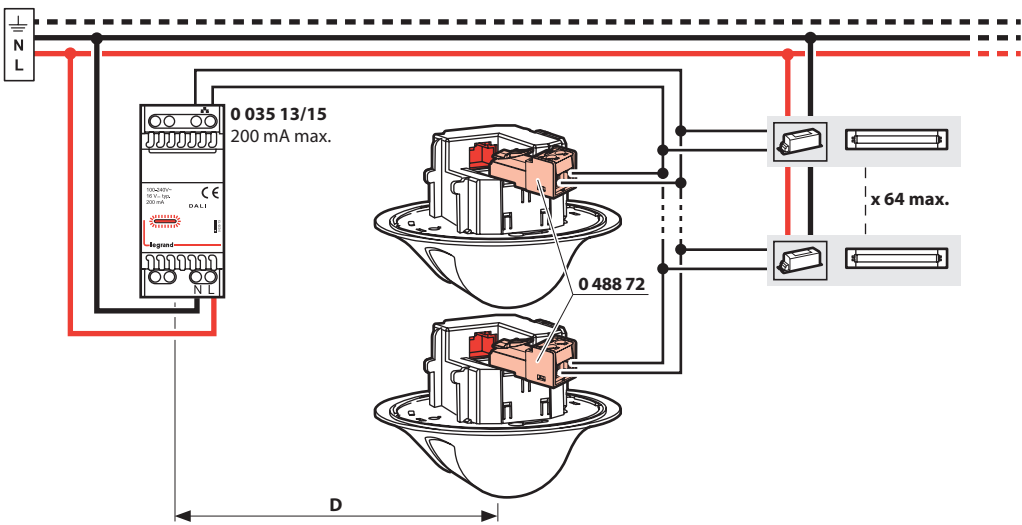
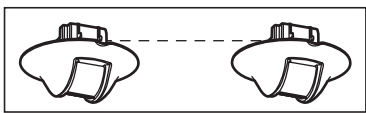


	12-20V DALI
	10 mA
	RJ45
	-5°C → +45°C
	PIR
	150 lux
	15 mn
	Auto ON/OFF
	3 m x 24 m

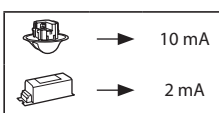




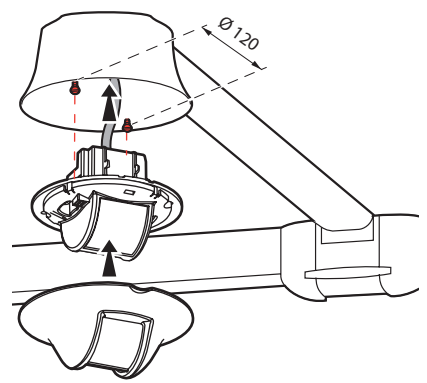
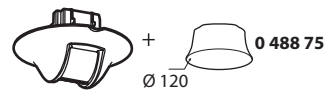
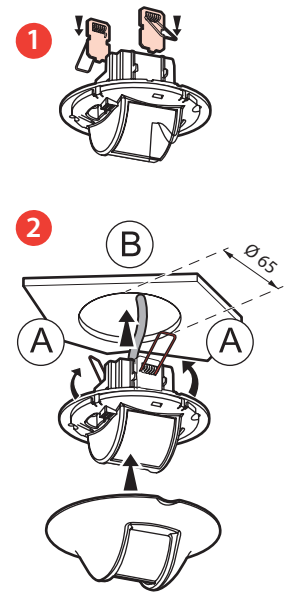
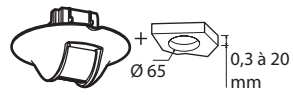
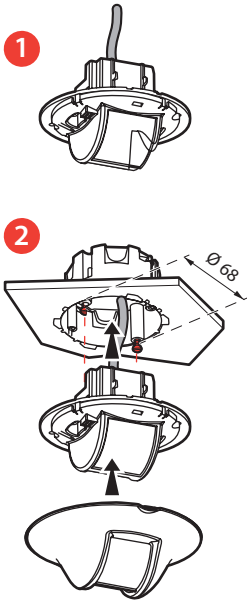
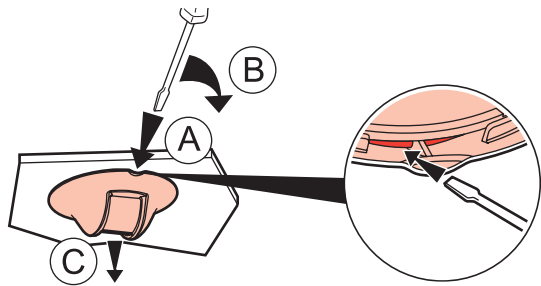
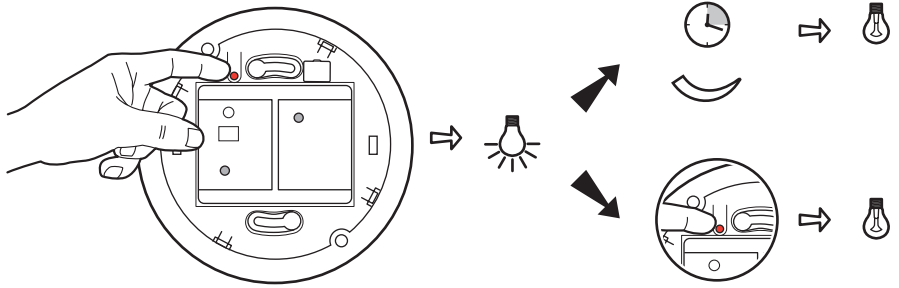
D	
≤ 100 m	0,5 mm <sup>2</sup>
≤ 150 m	0,75 mm <sup>2</sup>
≤ 300 m	1,5 mm <sup>2</sup>

• Le poussoir est obligatoirement connecté à un détecteur maître à l'aide de la Réf. **0 488 78**.

+ • Push button must be connected to a master detector through **Cat. No. 0 488 78**.

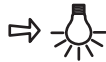


Test








## Auto ON/OFF



## Manual ON / Auto OFF



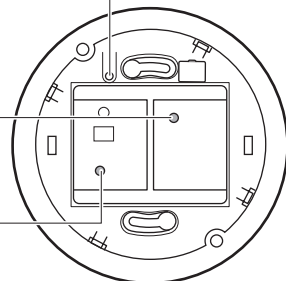
[www.legrandoc.com](http://www.legrandoc.com)

	5 - 1275 lux
	5 sec - 2 h
	25% - 50% - 75% - 100%
Mode	Auto ON/OFF - Manual On/Auto OFF - Walkthrough

- Bouton de TEST
- TEST button

- LED Rouge Configuration DALI
- DALI Configuration RED LED

- LED de détection
- Motion LED



\* 0 882 30  
BMSO4001

- \* Version minimum du firmware **3.0.0**, mise à jour disponible sur [www.legrandoc.com](http://www.legrandoc.com)
- \* Minimum version of **3.0.0** firmware update available on [www.legrandoc.com](http://www.legrandoc.com)