



# Product Environmental Profile

**TCSESM063F2CS1**

ConneXium Extended Ethernet Switch 6TX/2FX-SM



# Product Environmental Profile - PEP

## Product Overview

ConneXium Extended Ethernet Switch 6TX/2FX-SM.

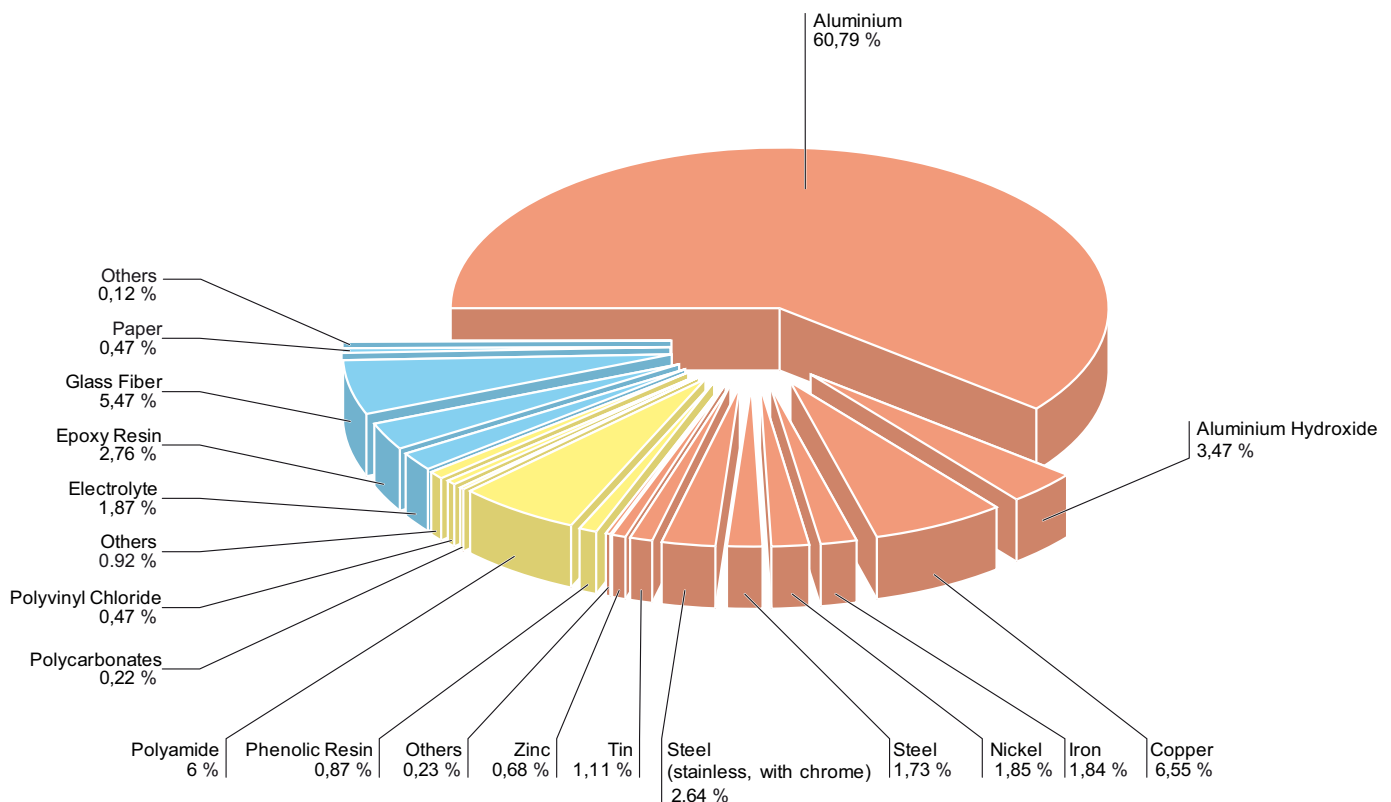
Following are the commercial reference numbers of Product represented by this Environmental Profile:

- TCSESM063F2CU1
- TCSESM083F23F1
- TCSESM063F2CS1

This product has been designed using ECO-Design principles to assure it meets requirements while reducing its environmental impact over its life cycle.

## Constituent materials

This product does not contain batteries or any substances banned by regulation in force at the time of its commercialization. The materials used in the Manufacturing (M) of this product can be broken down as follows:



## Manufacturing

This is a brand labeled product sold by Schneider Electric.

## Distribution

The distribution is ensured by distribution centers in Europe and America, through our subsidiaries in each country.

Packaging is designed to facilitate the use of standardized containers.

# Product Environmental Profile - PEP

## Use

This product was designed to optimize energy consumption while in use.  
This product is soundless and produces no waste in use.

## End of life

The ECO-Design program at Schneider Electric has among its objectives, the recycling optimization of its products.  
The proportion of recyclable materials in this product is 87 %. This percentage is calculated using databases based on national averages, and on existing recycling networks.

## Environmental impacts

The environmental impacts resulting from the product's life cycle were calculated by Environmental Information and Management Explorer (EIME) software for a product use life of 10 years.

They take into account of the Manufacturing (M), Distribution (D), and Usage (U) phases.

### Presentation of the environmental impacts

| Environmental indicators     | Unit                                     | TCSESM063F2CS1 (1.0 unit) |                        |                        |                        |       |       |
|------------------------------|--|---------------------------|------------------------|------------------------|------------------------|-------|-------|
|                              |  | S = M + D + U             | M                      | D                      | U                      | M (%) | U (%) |
| Raw Material Depletion       | Y-1                                      | 1.03 10 <sup>-13</sup>    | 9.36 10 <sup>-14</sup> | 2.53 10 <sup>-18</sup> | 9.87 10 <sup>-15</sup> | 90.46 | 9.54  |
| Energy Depletion             | MJ                                       | 1.16 10 <sup>4</sup>      | 1.64 10 <sup>3</sup>   | 1.82                   | 1.00 10 <sup>4</sup>   | 14.11 | 85.87 |
| Water depletion              | dm <sup>3</sup>                          | 2.31 10 <sup>3</sup>      | 8.34 10 <sup>2</sup>   | 1.76 10 <sup>2</sup>   | 1.47 10 <sup>3</sup>   | 36.17 | 63.82 |
| Global Warming               | g <sub>≈CO<sub>2</sub></sub>             | 6.53 10 <sup>5</sup>      | 1.03 10 <sup>5</sup>   | 1.58 10 <sup>2</sup>   | 5.49 10 <sup>5</sup>   | 15.83 | 84.14 |
| Ozone Depletion              | g <sub>≈CFC-11</sub>                     | 7.09 10 <sup>2</sup>      | 1.43 10 <sup>2</sup>   | 1.04 10 <sup>4</sup>   | 5.65 10 <sup>2</sup>   | 20.18 | 79.68 |
| Air Toxicity                 | m3                                       | 1.28 10 <sup>8</sup>      | 2.42 10 <sup>7</sup>   | 5.85 10 <sup>4</sup>   | 1.03 10 <sup>8</sup>   | 18.96 | 81.00 |
| Photochemical Ozone Creation | g <sub>≈C<sub>2</sub>H<sub>4</sub></sub> | 2.40 10 <sup>2</sup>      | 5.11 10 <sup>1</sup>   | 1.98 10 <sup>-1</sup>  | 1.89 10 <sup>2</sup>   | 21.31 | 78.61 |
| Air acidification            | g <sub>≈H<sup>+</sup></sub>              | 1.04 10 <sup>2</sup>      | 1.96 10 <sup>1</sup>   | 3.75 10 <sup>-2</sup>  | 8.47 10 <sup>1</sup>   | 18.80 | 81.16 |
| Water Toxicity               | dm <sup>3</sup>                          | 1.29 10 <sup>5</sup>      | 1.63 10 <sup>4</sup>   | 1.81 10 <sup>1</sup>   | 1.13 10 <sup>5</sup>   | 12.62 | 87.37 |
| Water Eutrophication         | g <sub>≈PO<sub>4</sub></sub>             | 1.00 10 <sup>1</sup>      | 8.13                   | 2.66 10 <sup>-3</sup>  | 1.92                   | 80.86 | 19.12 |
| Hazardous waste production   | kg                                       | 9.18                      | 1.65                   | 5.60 10 <sup>-5</sup>  | 7.53                   | 18.03 | 81.97 |

# Product Environmental Profile - PEP

## Glossary

---

|   |   |
|---|---|
| <b>Raw Material Depletion (RMD)</b>       | This indicator quantifies the consumption of raw materials during the life cycle of the product. It is expressed as the fraction of natural resources that disappear each year, with respect to all the annual reserves of the material.  |
| <b>Energy Depletion (ED)</b>              | This indicator gives the quantity of energy consumed, whether it be from fossil, hydroelectric, nuclear or other sources.<br>This indicator takes into account the energy from the material produced during combustion. It is expressed in MJ.  |
| <b>Water Depletion (WD)</b>               | This indicator calculates the volume of water consumed, including drinking water and water from industrial sources. It is expressed in dm <sup>3</sup> .  |
| <b>Global Warming (GW)</b>                | The global warming of the planet is the result of the increase in the greenhouse effect due to the sunlight reflected by the earth's surface being absorbed by certain gases known as "greenhouse-effect" gases. The effect is quantified in gram equivalent of CO <sub>2</sub> .                                 |
| <b>Ozone Depletion (OD)</b>               | This indicator defines the contribution to the phenomenon of the disappearance of the stratospheric ozone layer due to the emission of certain specific gases. The effect is expressed in gram equivalent of CFC-11.  |
| <b>Photochemical Ozone Creation (POC)</b> | This indicator quantifies the contribution to the "smog" phenomenon (the photochemical oxidation of certain gases which generates ozone) and is expressed in gram equivalent of ethene (C <sub>2</sub> H <sub>4</sub> ).  |
| <b>Air Acidification (AA)</b>             | The acid substances present in the atmosphere are carried by rain. A high level of acidity in the rain can cause damage to forests. The contribution of acidification is calculated using the acidification potentials of the substances concerned and is expressed in mode equivalent of H <sup>+</sup> .        |
| <b>Hazardous Waste Production (HWP)</b>   | This indicator calculates the quantity of specially treated waste created during all the life cycle phases (manufacturing, distribution and utilization). For example, special industrial waste in the manufacturing phase, waste associated with the production of electrical power, etc. It is expressed in kg. |



We are committed to safeguarding our planet by "Combining innovation and continuous improvement to meet the new environmental challenges".

### Schneider Electric Industries SAS

35, rue Joseph Monier  
CS30323  
F - 92506 Rueil Malmaison Cedex

RCS Nanterre 954 503 439  
Capital social 896 313 776 €  
www.schneider-electric.com

This document is based on ISO 14020 which relates to the general principles of environmental declarations and the ISO TR 14025 technical report relating to type III environmental declarations.

It was produced according to the instructions in the PEP drafting guide, version 4.

Published by: Schneider Electric