

NH fuse-links gTr 400VAC

middle indicator/live gripping-lugs size 2, 3, 4a

LOW VOLTAGE IEC FUSES

IEC NH FUSE-LINKS



The NH system is classified among plug-in fuse systems and is composed of:

- fuse-base, (possibly including terminal covers and phase barriers)
- fuse-link with blade contact
- fuse-link replacement device (LV HRC fuse puller)

Since the design of this system cannot guarantee non-interchangeability of rated current, it must be handled by a qualified professional.

NH-fuse links „gTr“ are used for the protection of transformers. The time/current characteristic is especially adapted to that of the protected transformer and implies optimal selectivity to NH-fuse links characteristic gG. The fuses can be loaded with 1,3 times nominal current for up to 10 hours. The fuse link operates at 1,5 times nominal transformer current within 2 hours.

TECHNICAL DATA OVERVIEW

Voltage AC	400 VAC
Nominal capacity of transformer	50 ... 1000 kVA
Ampere Range (A)	72 ... 1443 A
Size per Standard	Sizes 2, 3, 4a
Speed/Characteristic	gTr
I.R. AC (IEC)	100 kA
Body Material	ceramic
Contact Materials	copper, silver-plated

FEATURES & BENEFITS

- Maximum transformer capacity (up to 1,3 x In)
- Reduction of unnecessary interruption of operation
- Precise cut off of overload
- Characteristic adapted to the transformer
- Resistant to ageing
- Selectivity to fuse links gG
- High current limiting
- High breaking capacity
- Easy selection between transformer and fuse link

APPLICATIONS

- Protection of transformers

STANDARDS

- VDE 0636 Part 201
- IEC 60269-1 and -2



NH fuse-links gTr 400VAC

middle indicator/live gripping-lugs size 2, 3, 4a

PRODUCT RANGE



NH22GTR250KVA

Size 2 gTr 400VAC middle indicator

Catalog number	Item number	Rated current I_n	Power dissipation at I_n	Transformer nominal capacity	Width	Weight	Package
NH2GTR50KVA	S1028691	72 A	5.5 W	50 kVA	40 mm	0.5 kg	3/30
NH2GTR75KVA	T1028692	108 A	7.3 W	75 kVA	40 mm	0.5 kg	3/30
NH2GTR100KVA	V1028693	144 A	9 W	100 kVA	40 mm	0.5 kg	3/30
NH2GTR125KVA	W1028694	180 A	11.2 W	125 kVA	40 mm	0.5 kg	3/30
NH2GTR160KVA	Y1028696	231 A	14 W	160 kVA	40 mm	0.5 kg	3/30
NH22GTR200KVA	G1030498	289 A	16 W	200 kVA	50 mm	0.5 kg	3/24
NH22GTR250KVA	H1030499	361 A	21 W	250 kVA	50 mm	0.5 kg	3/24



NH32GTR630KVA

Size 3 gTr 400VAC middle indicator

Catalog number	Item number	Rated current I_n	Power dissipation at I_n	Transformer nominal capacity	Width	Weight	Package
NH3GTR50KVA	J1030500	72 A	5.5 W	50 kVA	50 mm	1 kg	1
NH3GTR75KVA	K1030501	108 A	7.3 W	75 kVA	50 mm	1 kg	1
NH3GTR100KVA	L1030502	144 A	9 W	100 kVA	50 mm	1 kg	1
NH3GTR125KVA	J1028706	180 A	11.2 W	125 kVA	50 mm	1 kg	1
NH3GTR160KVA	M1030503	231 A	14 W	160 kVA	50 mm	1 kg	1
NH3GTR200KVA	N1030504	289 A	16 W	200 kVA	50 mm	1 kg	1
NH32GTR315KVA	Y1030513	455 A	25 W	315 kVA	71 mm	1 kg	1
NH32GTR400KVA	Z1030514	577 A	31 W	400 kVA	71 mm	1 kg	1
NH32GTR500KVA	H1028705	722 A	53 W	500 kVA	71 mm	1 kg	1
NH32GTR630KVA	A1030515	909 A	62 W	630 kVA	71 mm	1 kg	1



NH4A2GTR1000KVA

Size 4a gTr 400VAC middle indicator

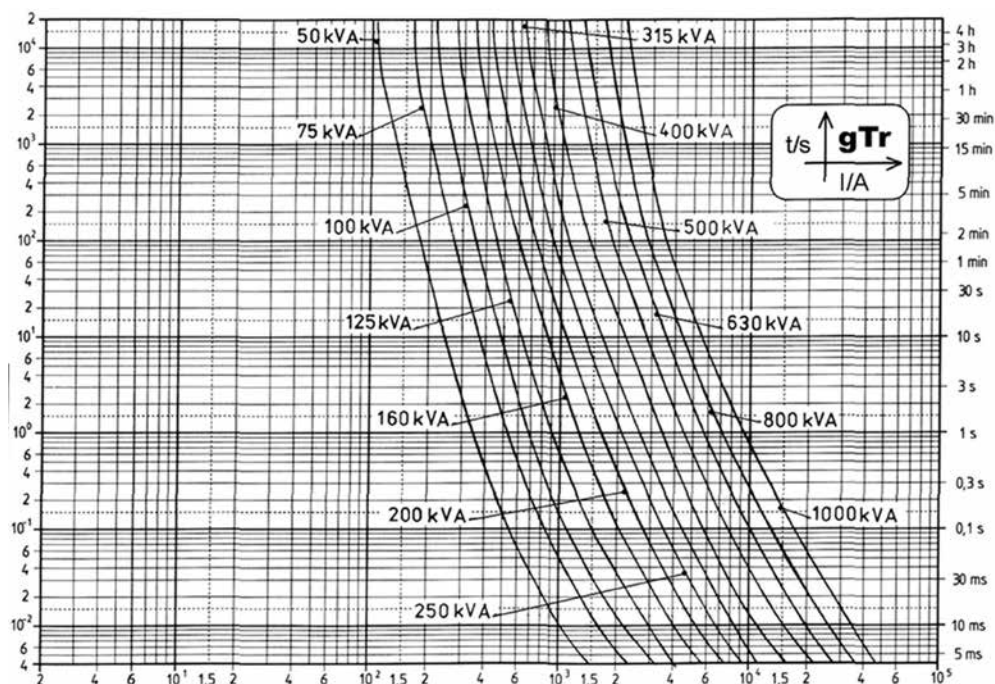
Catalog number	Item number	Rated current I_n	Power dissipation at I_n	Transformer nominal capacity	Width	Weight	Package
NH4AGTR100KVA	X1028718	144 A	12 W	100 kVA	73 mm	2.2 kg	1
NH4AGTR125KVA	Y1028719	180 A	15 W	125 kVA	73 mm	2.2 kg	1
NH4AGTR160KVA	Z1028720	231 A	18 W	160 kVA	73 mm	2.2 kg	1
NH4AGTR200KVA	A1028721	289 A	23 W	200 kVA	73 mm	2.2 kg	1
NH4AGTR250KVA	B1028722	361 A	28 W	250 kVA	73 mm	2.2 kg	1
NH4AGTR315KVA	C1028723	455 A	32 W	315 kVA	73 mm	2.2 kg	1
NH4AGTR400KVA	D1028724	577 A	39 W	400 kVA	73 mm	2.2 kg	1
NH4A2GTR500KVA	H1030522	722 A	49 W	500 kVA	98 mm	2.2 kg	1
NH4A2GTR630KVA	J1030523	909 A	66 W	630 kVA	98 mm	2.2 kg	1
NH4A2GTR800KVA	K1030524	1155 A	81 W	800 kVA	98 mm	2.2 kg	1
NH4A2GTR1000KVA	L1030525	1443 A	108 W	1000 kVA	98 mm	2.2 kg	1

MERSEN reserves the right to change, update or correct, without notice, any information contained in this datasheet.

NH fuse-links gTr 400VAC

middle indicator/live gripping-lugs size 2, 3, 4a

TIME CURRENT CHARACTERISTIC CURVES

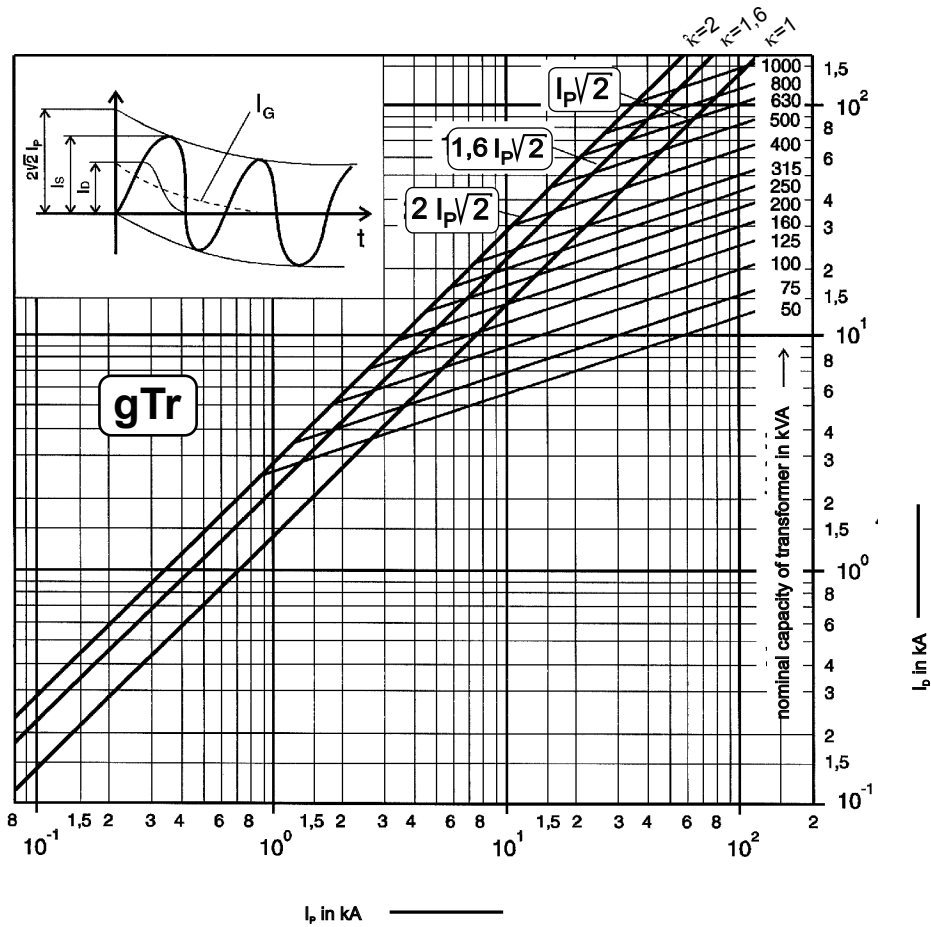


MERSEN reserves the right to change, update or correct, without notice, any information contained in this datasheet.

NH fuse-links gTr 400VAC

middle indicator/live gripping-lugs size 2, 3, 4a

CUT-OFF CURRENT CHARACTERISTIC

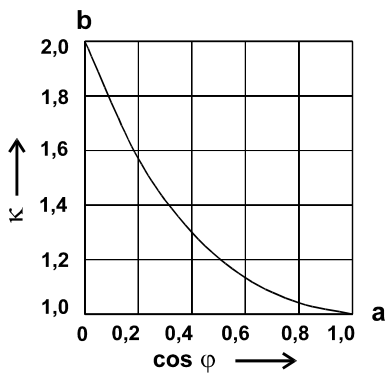


CORRECTION FACTOR

Correction factor of aperiodic component

a ... short_circuit current without direct current component ($k = 1$)

b ... short circuit current with direct current component ($k = 2$)

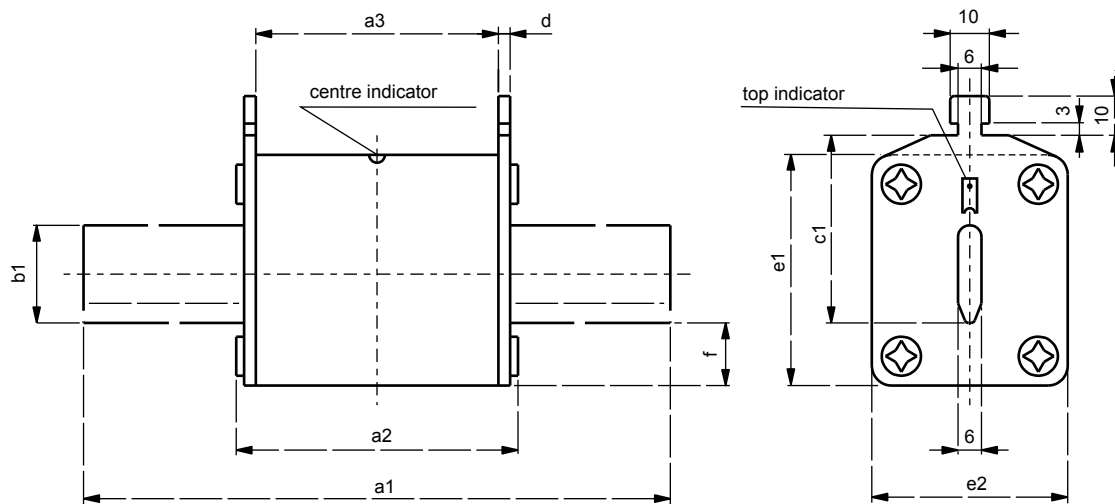


NH fuse-links gTr 400VAC

middle indicator/live gripping-lugs size 2, 3, 4a

DIMENSIONS

IEC LV NH_fuse link gTr size 2, 3, 4a (M02037_gTr)



size	a1	a2	a3	b1	c1	d	e1	e2	f	design	
2	150	72	62	20	48	2.5	48	40	12	live tags compact	
				25			59	50		live tags standard	
		74	64	20		2	53	42		14	insulated tags compact
				25			60	53			insulated tags standard
3	150	73	62	25	60	2.8	59	50	13	live tags compact	
				32			71	71		17	live tags standard
		74	64	25		2	60	53		14	insulated tags compact
				32			75	73			17
4a	200	96	82	50	85	4.0	109	98	27	live tags	

Dimensions in mm