

# MULTIFIX® 60

Universal Bus Bar Carriers

## BUS BAR SYSTEMS

### COMPONENTS FOR 60MM SYSTEMS



MULTIFIX® 60 is a system for energy distribution comprising a variety of modular combinable components. The energy distribution is carried out via copper bus bars in a 60 mm bus bar system up to 630 A, 400 V AC, 500 V AC, 690 V AC, 45-62 Hz. Short circuit withstand tested to VDE 0660 part 500 and IEC 60439-1.

MULTIFIX® 60 is suitable for triple pole, quadruple pole and quintuple pole applications.

The components of the MULTIFIX® 60 system are mounted directly without drilling. This method offers high flexibility for extension and alteration of existing installations -> reduced installation time.

MULTIFIX® 60 bus bar carriers are modular devices, single pole, double pole, triple pole, quadruple pole and quintuple pole combinations can be modified with a minimum number of system components.

The universal bus bar carrier is designed for bus bars with thickness of 5 mm or 10 mm retaining unchanged height of supporting edge without use of additional accessories (distance pieces).

The 2-hole fixing and 4-hole fixing modular system concept provides the carrier for use in distribution units with central cover and for installation on to subplates.

### TECHNICAL DATA OVERVIEW

Voltage AC	690 VAC
Ampere Range (A)	2 ... 630 A

### FEATURES & BENEFITS

- For bus bars with width 12 - 30mm and thickness 5 - 10mm
- Universal bus bar carrier for installation of bus bars with thickness of 5 or 10 mm  
Retaining unchanged height of supporting edge
- For bus bars with width 12, 15, 20 and 30mm
- Free of halogen, phosphor, silicon and CFC  
Marked for classified recycling

### APPLICATIONS

- Panel board builders
- Control system engineering
- Industrial plants
- Heating & air conditioning systems

### STANDARDS

- in accordance with IEC/EN 60439-1 and VDE 0660 part 500



MERSEN reserves the right to change, update or correct, without notice, any information contained in this datasheet.

## PRODUCT RANGE



1.002.100

### Universal bus bar carriers triple pole

Catalog number	Reference number	Design	Weight kg <sup>1</sup>	Package
1.002.100	J1026452	universal bus bar carrier for bus bars with width 5 and 10 mm 2 internal fixing holes two 25 mm self tapping fixing screws	0.12	10

<sup>1</sup>weight in kg per piece or set including package



1.002.101



1.002.102

### Universal bus bar carriers single pole

Catalog number	Reference number	Design	Weight kg <sup>1</sup>	Package
1.002.101	K1026453	universal bus bar carrier for bus bars with width 5 and 10 mm attachable to art.no. 1.002.100 left and/or right for extension to 4- or 5-pole bus bar carrier one 25 mm self tapping fixing screw	0.05	10
1.002.102	L1026454	universal bus bar carrier for bus bars with width 5 and 10 mm for individual installation two 25 mm self tapping fixing screws	0.04	10

<sup>1</sup>weight in kg per piece or set including package



1.002.109

### External fixing device

Catalog number	Reference number	Design	Weight kg <sup>1</sup>	Package
1.002.109	R1026505	external additional fixing device for bus bar carrier triple pole art.no. 1.002.100 (with self tapping fixing screw 10mm)	0.006	20

<sup>1</sup>weight in kg per piece or set including package



1.002.107

### Fixing screws

Catalog number	Reference number	Design	Weight kg <sup>1</sup>	Package
1.002.107	P1026503	self tapping fixing screw 25 mm	0.004	20

<sup>1</sup>weight in kg per piece or set including package



1.002.110

### Connection piece for bus bar carrier double pole

Catalog number	Reference number	Design	Weight kg <sup>1</sup>	Package
1.002.110	S1026506	connection piece for assembly of bus bar carrier double pole with two pieces bus bar carrier single pole art.no. 1.002.101	0.006	20

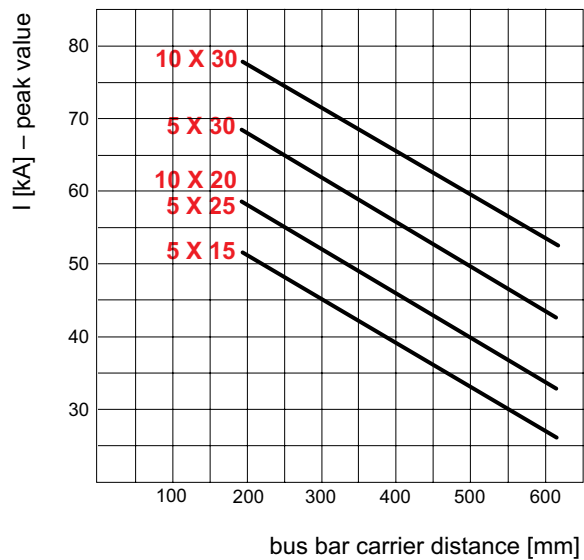
<sup>1</sup>weight in kg per piece or set including package

## TECHNICAL DATA IN ACCORDANCE WITH EN / IEC 60947

	Universal bus bar carrier
Rated operational voltage U <sub>e</sub>	690 V
Fire resistance	UL 94-V0
Glow wire test	960 °C
Temperature resistance	200 °C
Track resistance/comperative tracking index	CTI 600

## DIMENSIONS

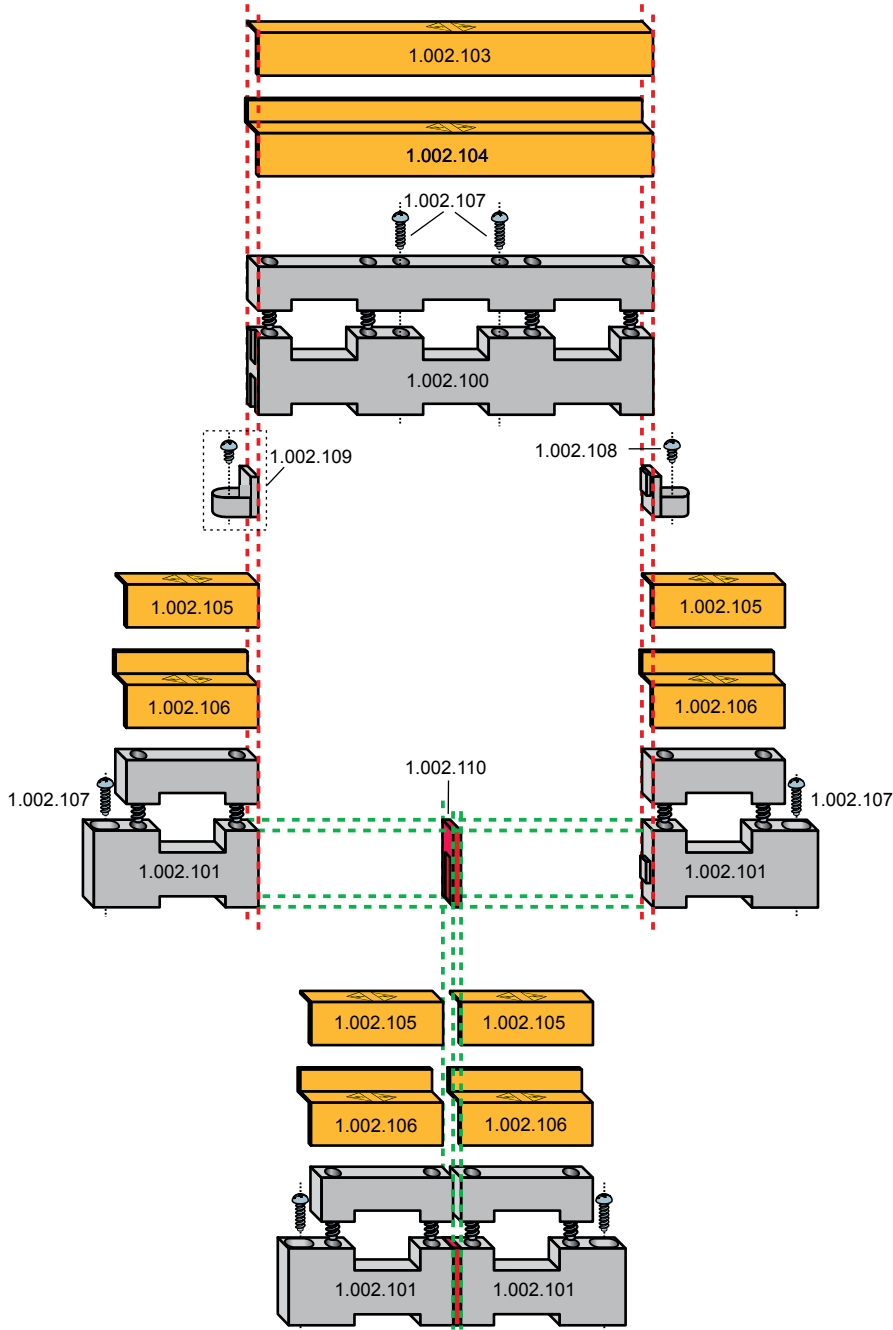
### Short circuit resistance for MULTIFIX® 60 (SCR MF60)



Dimensions in mm

## DIMENSIONS

Combinations for universal bus bar carriers MULTIFIX® 60 (E 1.003.500)



Dimensions in mm

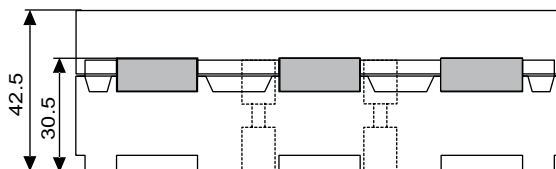
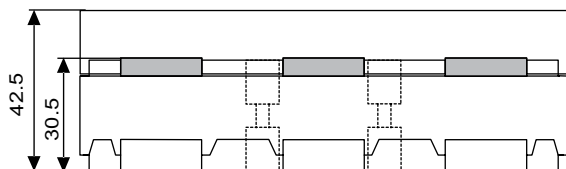
MERSEN reserves the right to change, update or correct, without notice, any information contained in this datasheet.

## DIMENSIONS

### Bus bar carrier for universal application

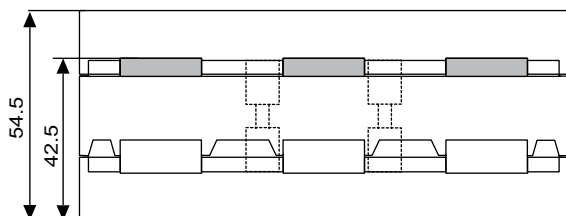
for bus bars with thickness 5mm or 10mm retaining unchanged height of supporting edge (M02048)

standard installation height



variety for special height

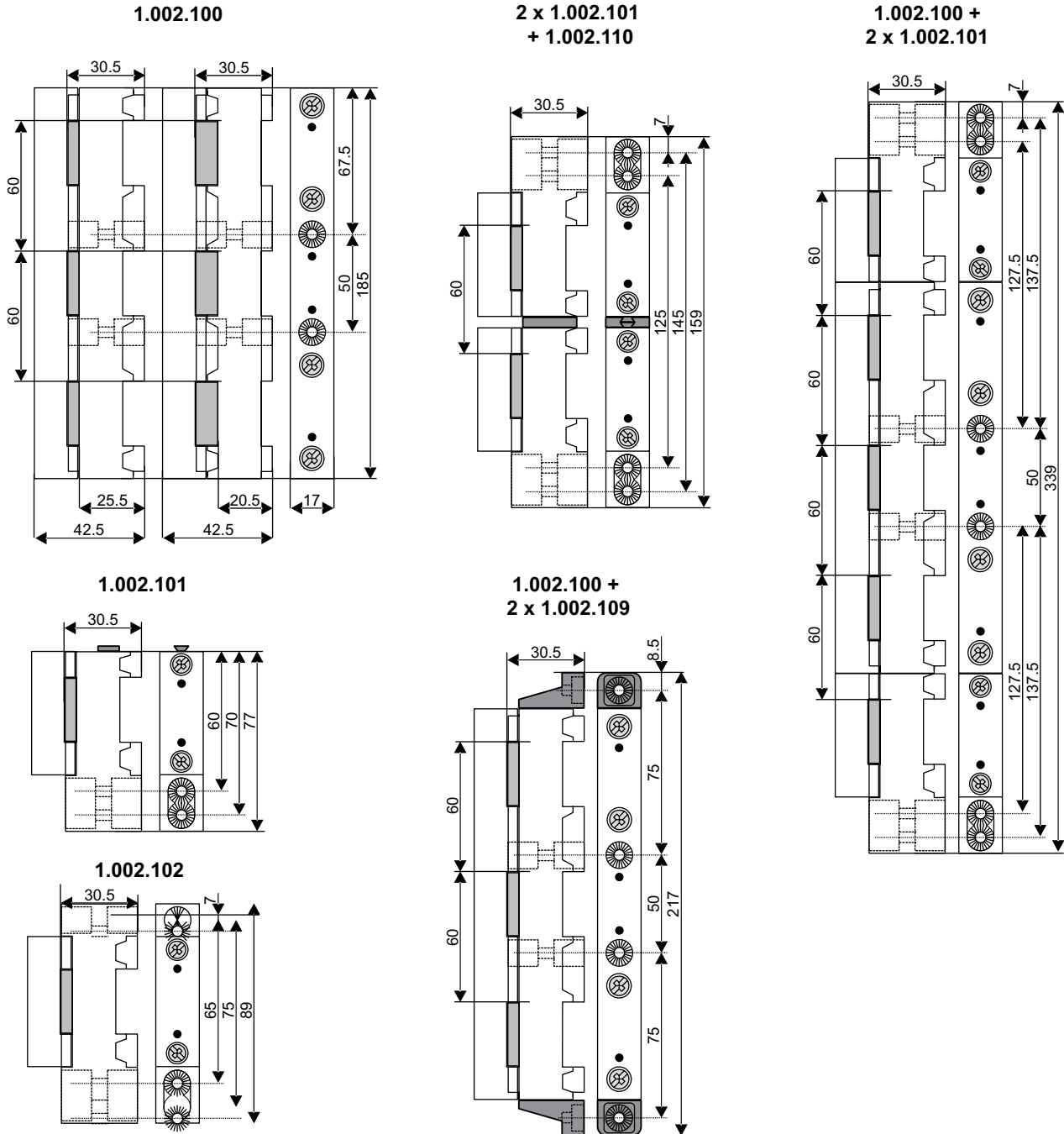
for additional bottom vacancy – upper part bus bar carrier is placed underneath



Dimensions in mm

## DIMENSIONS

Bus bar carrier for universal application  
 single pole, double pole, triple pole, quadruple pole (M02039)



Dimensions in mm