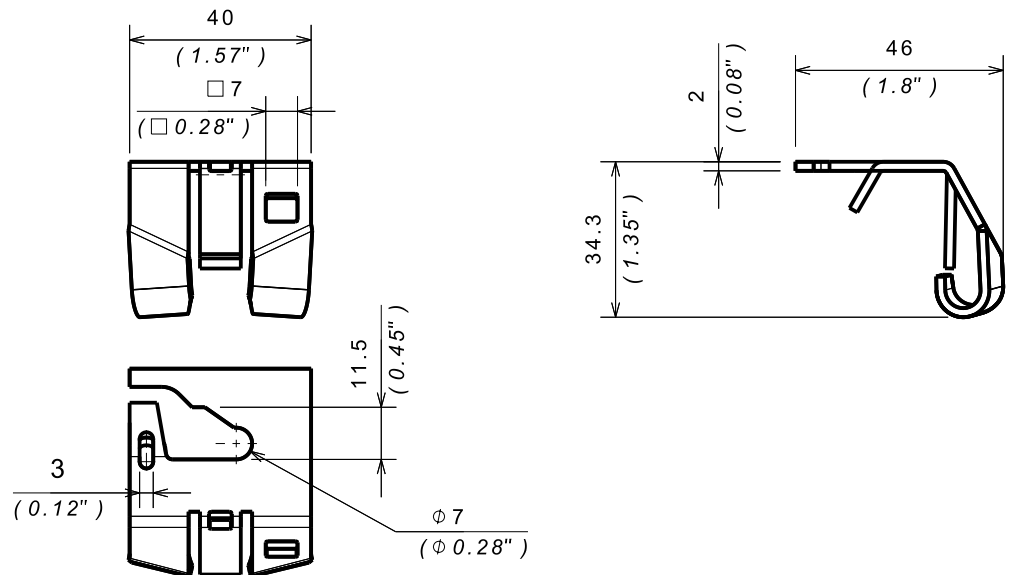


**ATTACHE DE SUSPENSION - AS
AS - FAST FIX HANGER**

Reference(s) : 350 581 / 82 / 83

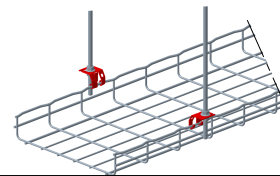

1. GAMME / RANGE

Designation	Code	Epaisseur / Thickness (mm) (inch)		Poids / Weight (Kg) (lb)		Matière / Material	Norme / Standard	Finition / Coating	Classe de résistance contre la corrosion / Resistance class against corrosion
AS GS	350 581	2	0.079	0.037	0.082	S220GD Z200	EN 10 346	GS / PG	Class 3 / IEC 61537
AS ZnNi	350 582			S235 JR	EN 10 025	ZnNi	Class 8 / IEC 61537		
AS SS316L	350 583			X2 Cr Ni Mo 17-12-2	EN 10 088-2	IN316L / SS316L	Class 9D / IEC 61537		

2. DIMENSIONS (mm/inch)

2. INSTALLATION

 CF30 → CF54
ZF31 25 → 100




50 → 600mm



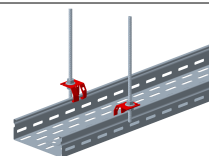
CF105



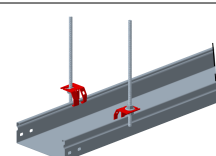
50 → 600mm


 P31 TP 25 → 100
P31 TB 25 → 100


50 → 600mm



P31 TP



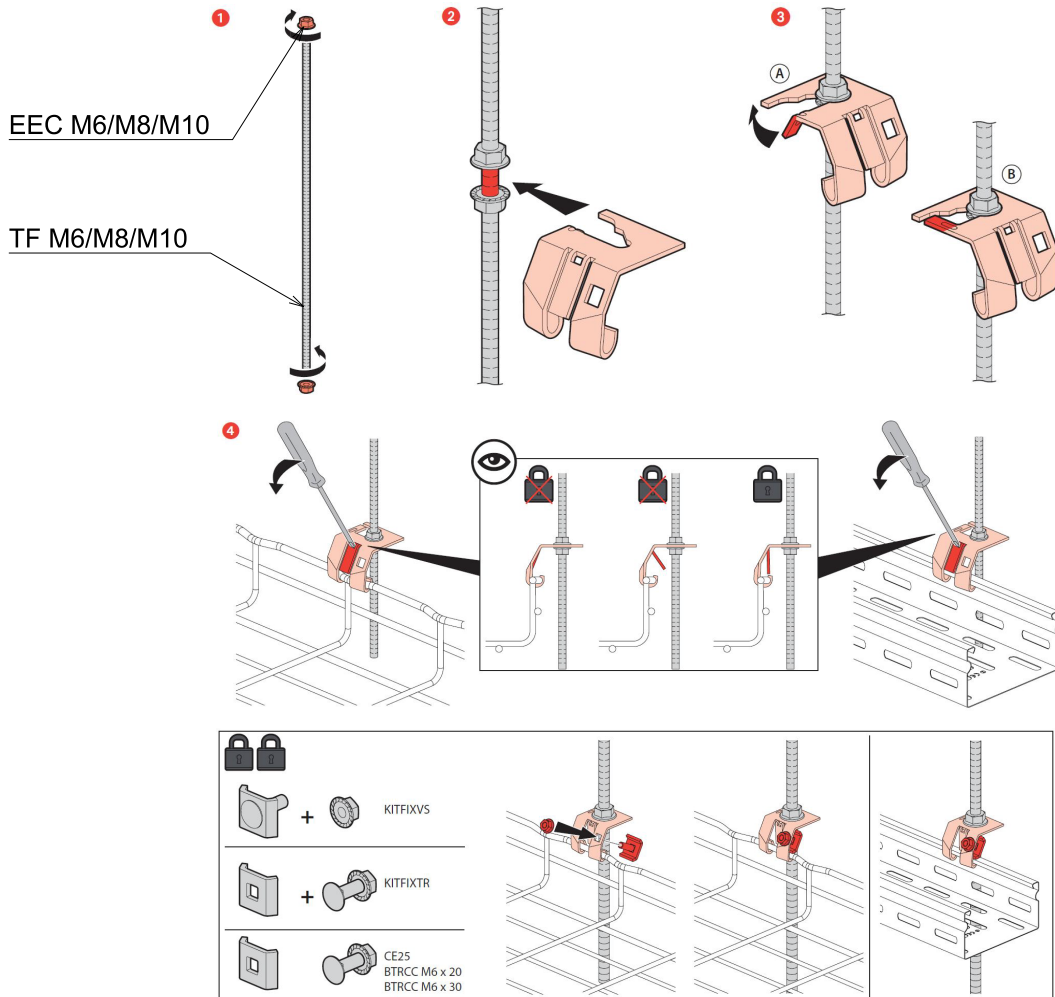
P31 TB

**ATTACHE DE SUSPENSION - AS
AS - FAST FIX HANGER**

Reference(s) : 350 581 / 82 / 83

2. INSTALLATION - Distance de perçage / Drilling spacing

CF	P31	ZF31
$E = L + 60\text{mm}$ $E = L + 2.36''$	$E = L + 30\text{mm}$ $E = L + 1.18''$	$E = L + 45\text{mm}$ $E = L + 1.77''$


3. CHARGE PRATIQUE DE SECURITE (CPS) / SAFE WORKING LOAD (SWL)
