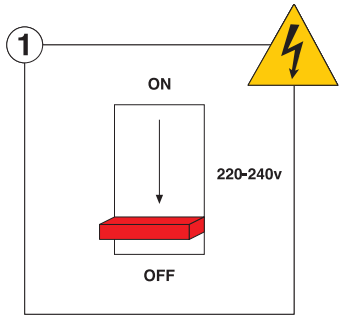


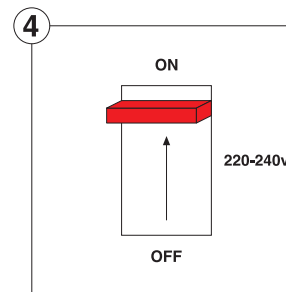
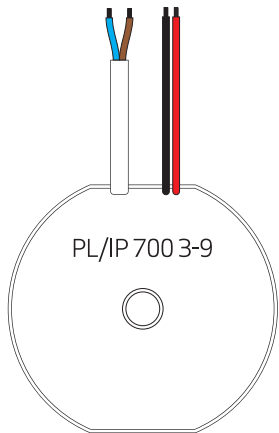
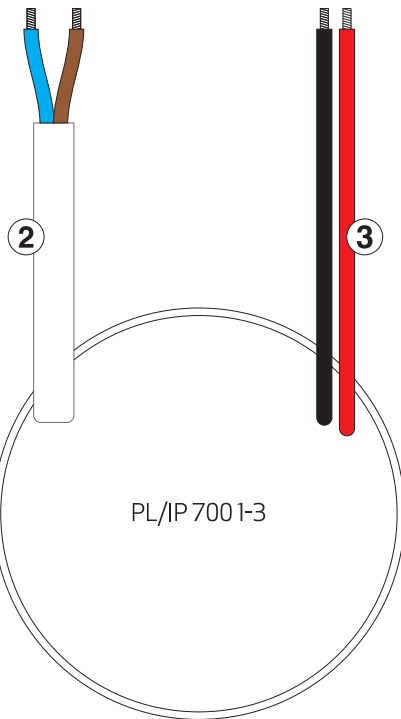
PL/IP 700

WIRING INSTRUCTIONS



220-240V AC 50/60HZ

To connect LED to PL/IP 700 unit, see product wiring instructions supplied with LED fittings.



Minimum and maximum number of LED fittings per PL/IP 700 unit are shown in the charts below.

PL/IP 700 1-3

No. of LEDs in each fitting	Min. number of fittings	Max. number of fittings
1	1	3
2	1	1
3	1	1

PL/IP 700 3-9

No. of LEDs in each fitting	Min. number of fittings	Max. number of fittings
1	3	9
2	2	4
3	1	3
4	1	2