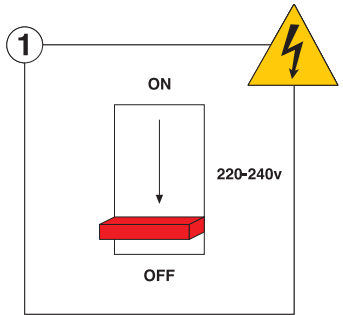


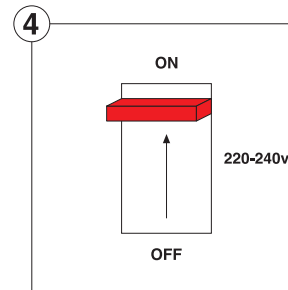
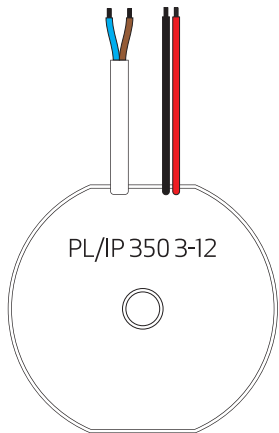
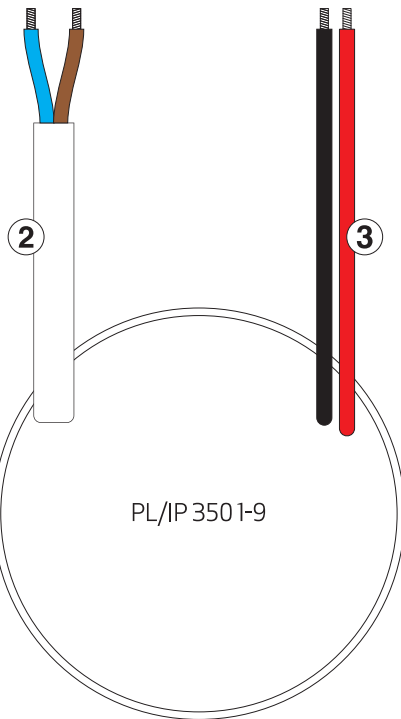
PL/IP 350

WIRING INSTRUCTIONS



220-240V AC 50/60HZ

To connect LED to PL/IP 350 unit, see product wiring instructions supplied with LED fittings.



Minimum and maximum number of LED fittings per PL/IP 350 unit are shown in the charts below.

PL/IP 350 1-9

No. of LEDs in each fitting	Min. number of fittings	Max. number of fittings
1	1	9
2	1	4
3	1	3

PL/IP 350 3-12

No. of LEDs in each fitting	Min. number of fittings	Max. number of fittings
1	3	12
2	2	6
3	1	4